



Dear Parents and Carers,

Welcome back to school! We hope you had a restful summer break, and that your children are ready for a busy and exciting year ahead. Our priority for the Autumn Term is to ensure Year One are happy and feel settled at school as they transition from the Early Years Foundation Stage into Key Stage One.

We are looking forward to working with you and your children. At Trent, we recognise that your child's success is often attributed to tremendous commitment from the whole family team, so thank you in advance for your support. This letter is for your information, outlining the learning taking place in Year One this term.

### Year 1 Curriculum Overview- AUTUMN TERM





Throughout the Autumn Term, we will be covering the following topics:


**1<sup>ST</sup> Half Term - Memory Box**

**2<sup>nd</sup> Half Term - Bright Lights, Big City**

| Subject         | Learning Intentions  | How parents can help...  |
|-----------------|--|--|
| <b>Literacy</b> | <p>Fiction texts we will be covering:</p> <ul style="list-style-type: none"> <li>● Owl Babies</li> <li>● Sleep Well Siba and Saba</li> <li>● Grandad's Island</li> <li>● Paddington</li> <li>● Katie in London</li> </ul> <p>Daily story time will include stories from a wide range of children's authors and will often be linked to our topics and/or the children's interests.</p> <p>Poetry we will be covering:</p> <ul style="list-style-type: none"> <li>● Now We Are Six (A. A Milne)</li> <li>● Nursery Rhymes</li> <li>● Winter poems</li> </ul> <p>Non-fiction:</p> <ul style="list-style-type: none"> <li>● Instructions</li> <li>● Letter writing</li> <li>● Recounts</li> </ul> <p>We will be learning:</p> <ul style="list-style-type: none"> <li>● how to use phonics to write in different contexts</li> <li>● to write in full sentences</li> </ul> | <p>As tempting as it is please don't rush out and buy these books! These units of work are best served when they are a surprise to the children. We can then work on reading skills such as prediction. Please do, however, ensure your child is reading every day at home.</p> <p>Visits to the library - you could explore other titles by the authors we are studying and begin to compare them to the stories we are reading in class.</p> <p>Please speak to your child about stories they have heard or have been reading at school. Can they tell you about their favourite books or authors?</p> <p>Read lots of non-fiction texts and discuss the difference between fiction and non-fiction texts.</p> <p>Provide writing opportunities such as writing shopping lists, keeping a diary, writing letters and/or greeting cards</p> |

|                            |  |  |
|----------------------------|--|--|
|                            | <ul style="list-style-type: none"> <li>• to start sentences with capital letters</li> <li>• to demarcate sentences with full stops</li> <li>• to use capital letters for proper nouns</li> <li>• how to use 'and' to join sentences</li> <li>• to generate and use adjectives</li> <li>• to form letters correctly (using lead ins and lead outs to prepare for joined handwriting)</li> </ul>   | Practise correct pencil grip and letter formation. If you want to do some extra practice at home, you could buy a handwriting book for your child to work through.   |
| <b>Reading and Phonics</b> | <p>Reading is taught every day in Year One. Your child will read with an adult at least three times per week, as part of a small group. When working independently, children will practise reading skills including retrieval, inference, building their reading stamina, decoding words, and exploring themes in texts.</p> <p>In Year One, phonics is taught daily. This term, we will consolidate the sounds already taught and continue with learning to read and spell Phase 4 words. At the end of each week I will let you know the sounds and spelling patterns we have worked on. In lessons there will be ample opportunities for children to apply their phonic knowledge in both reading and writing.</p>  | <p>Please read with your child for approximately 10 minutes every day. Reading records should be signed daily and any comments left will be read by the class teacher frequently.</p> <p>Each week 'Miss Lynn's Reading Bag' will be sent home with a different pupil in Year One. Instructions on what to do will be found inside the bag! Any questions, please ask.</p> <p>Check the weekly newsletter (on Google Classroom) for the sounds and spelling patterns practised at school so that you can reinforce them at home too.</p> |
| <b>Maths</b>               | <p>This term we will be covering:<br/>Place value (numbers and the number system), addition, subtraction, shape</p> <p>Maths lessons will be practical and will allow children to master mathematical skills. We will be learning to use a range of maths manipulatives to solve problems and reason.</p> <p>We will be practising:</p> <ul style="list-style-type: none"> <li>• reading and writing numerals</li> <li>• counting forwards and backwards from different numbers</li> <li>• partitioning numbers and understanding what each digit represents</li> <li>• problem solving in different contexts.</li> </ul> <p>In the second half of the term we will cover other maths topics including:</p> <ul style="list-style-type: none"> <li>• Addition</li> <li>• Subtraction</li> <li>• Geometry (properties of 2d and 3d shapes)</li> </ul> | <p>Make maths fun! Play games including counting games, board games, using dice and playing cards.</p> <p>Use quick fire questions to extend the children's mental maths.</p> <p>Provide frequent reinforcement of the number bonds to 10!</p> <p>Make up word problems for your child to solve e.g. I have 10 socks in the washing machine, but need to put in 2 more, how many should be in the machine?</p> <p>See the weekly newsletter and maths home learning for activities that consolidate the learning at school.</p>          |

|  |   |   |
|--|---|---|
| <p><b>Science</b></p>  | <p>In the first half of the term, we will be learning about <b>Animals including humans</b>. We will:</p> <ul style="list-style-type: none"> <li>• name a variety of animals including fish, amphibians, reptiles birds and mammals.</li> <li>• sort animals into categories (including fish, amphibians, reptiles, birds and mammals).</li> <li>• name the parts of the human body that I can see.</li> <li>• link the correct part of the human body to each sense.</li> </ul> <p>In the second half of the term, we will be learning about <b>Seasons Changes</b>. We will:</p> <ul style="list-style-type: none"> <li>• observe and comment on changes in the season</li> <li>• name the seasons</li> <li>• suggest the type of weather in each season</li> </ul> <p>(This science topic is an ongoing topic and its themes will be referred back to throughout the year)</p> | <p>In the first half term, our inspirational scientists are David Attenborough (biologist) and Joan Proctor (zoologist).</p> <div style="display: flex; justify-content: space-around;">   </div> <p>In the second half term, our inspirational scientist is Christopher Wren (physicist, astronomer and inventor of the rain gauge).</p>  <p>You could help your child to learn more about these inspiring individuals.</p> <p>Speak to your child about the weather and any changes they notice in the local environment.</p> <p>When walking, encourage your child to look at and describe the natural world. You could even create some seasonal artwork and bring it in to show at school.</p> <p>The StoryBots is an excellent programme (available on some streaming sites) which can help to answer scientific questions your children may have in an engaging and exciting way!</p> |
| <p><b>Topic</b><br/>History<br/>Geograph<br/>y<br/>D&amp;T<br/>Art</p> | <p>First half term topic: <b>My Memory Box (History Focus)</b>. Inspirational person for this topic is Ole Kirk Kristiansen who invented Lego!</p>  <p>We will be learning:</p> <ul style="list-style-type: none"> <li>• To discuss and recount changes within living memory.</li> <li>• How children’s toys have changed over time.</li> <li>• Caring for babies and toddlers.</li> <li>• Identify, name, draw and label parts of the human body.</li> <li>• Associating senses to parts of our body.</li> <li>• Use the basic principles of healthy and varied diet to create simple dishes</li> </ul>   | <p>Talk lots! Discuss memorable events in your child’s life to help in the recall of their own life.</p> <p>Please could you bring in some photos of your child as a new-born, as a baby, a toddler and perhaps in Reception Class. We can use these to create personalised timelines!</p> <p>Tell your children about the types of toys you played with when you were younger.</p> <p>Read nonfiction books about London and other cities.</p> <p>Research people who have lived in London or who may have contributed to the</p>  |

|  |  |   |
|--|--|---|
|  | <p>Second half term topic: <b>Bright Lights, Big City (Geography link)</b>. Inspirational person Queen Elizabeth II</p>  <p>We will be:</p> <ul style="list-style-type: none"> <li>• Looking at comparative environments (city vs countryside).</li> <li>• Exploring the City of London and learning about key monuments/ places.</li> <li>• Using basic geographical vocabulary to refer to key physical features.</li> <li>• Learning about the lives of significant individuals in the past of have contributed to national and international achievements.</li> </ul> | <p>formation of the city as we know it.</p> <p>Look at the designs of buildings in London.</p>  |
| <p><b>RE</b></p>                                   | <p>We will be exploring the practices and beliefs of Christianity, in particular:</p> <ul style="list-style-type: none"> <li>• What responsibility has God given people about taking care of the world?</li> <li>• Who are the saints and why are they important within the Christian faith?</li> <li>• Why is each person in the Nativity special?</li> </ul>   | <p>Continue to read and share Bible stories.</p>  |
| <p><b>PE</b></p> <p>Lesson 1:</p> <p>Lesson 2:</p> | <p><b>Gymnastics-</b><br/>We will be learning to:</p> <ul style="list-style-type: none"> <li>• Change from one large body part to another.</li> <li>• Hold position for a short space of time.</li> <li>• Link movements to perform a short sequence.</li> <li>• Balance on equipment.</li> </ul> <p><b>Games-</b><br/>The children will be learning the key skills needed in PE: Throwing, catching, balancing, and playing as part of a team.</p>  | <p>Ensuring your child has their PE kits on Monday and Tuesday.</p>   |
| <p><b>RHE</b></p>                                  | <p>In RHE, children will explore themes related to <b>Health and Well Being</b>, including:</p> <ul style="list-style-type: none"> <li>• All about me</li> <li>• Awareness of feelings</li> </ul> <p>In the second half of the term, themes linked to <b>Living in the Wider World</b> will include the topics:</p> <ul style="list-style-type: none"> <li>• Being different</li> <li>• Money</li> </ul>   | <p>Talk to your child about their learning and understanding of these themes.</p> <p>Please speak to me if you have any concerns or questions that might arise from discussions linked to these topics.</p> |

|  |   |   |
|--|---|---|
| <b>Music<br/>(with Mrs<br/>Cagnetta)</b> | In music Year 1 will be exploring sounds using musical instruments, sounds around us and our bodies.  | You can help your child by discussing with them sounds that they hear and encouraging them to describe how loud, quiet, high, low, fast and slow they are. You could also help them to notice how the sounds are made |
| <b>Independent skills</b>                | This will be a big focus for this half term. Our big drive this term is that the children: <ul style="list-style-type: none"> <li>• Remember their line order and line up independently</li> <li>• Are responsible for changing their reading book (we will support them)</li> <li>• Are responsible for looking after their belongings.</li> </ul> | Ensure all your children's belongings are labelled so it is easy for them to find if they misplace items.   |

### Further Information

We have **PE on Mondays and Tuesdays**. PE kit should be worn to school on these days.

Year One's **class assembly** will take place on **Friday 9<sup>th</sup> of December at 9am**.

Please ensure your child has a labelled water bottle every day.

Reading books will be changed weekly. Please ensure, however, that your child has their reading book and reading journal in their bag every day. Try to read with your child every weekday for 10 minutes. Please sign their reading journal to show they have read with you. We will check comments frequently so please let us know how reading is going at home.

Homework will be shared on Google Classroom on Fridays and should be completed by the following Wednesday.

#### Further ways in which you can help -

- Would you like to share your favourite childhood story with the class? Come and read to the class at 3.00-3.10. Please let Miss Lynn know a convenient date.

#### Things the children need

- Could you supply your child with a colouring in book/puzzle book/activity book for entertainment during wet playtimes?

Best wishes,

Miss Lynn and Mrs Kartal